



London Health Sciences Centre



Hospitalists as MRP on Acute Inpatient Units: Addressing Psychiatrist Shortages

Elfakhani M., Trpkovski J., Dukelow A., Gregor J., Dulay J., Mehta V., Doraiswamy S., Dickey C.

9th AGHPS Leadership Summit Meeting
November 8, 2019

Western



Conflict of Interest Disclosures

- We have not had a financial interest, arrangement or affiliation with one or more organizations that could be perceived as a direct or indirect conflict of interest in the content of this presentation.

Today's Objectives

- Describe national trends in mental health service needs
- Describe national trends in the psychiatrist workforce and resultant burnout
- Think through a case study intervention for addressing a shortage of inpatient psychiatrists

Mental Health Needs

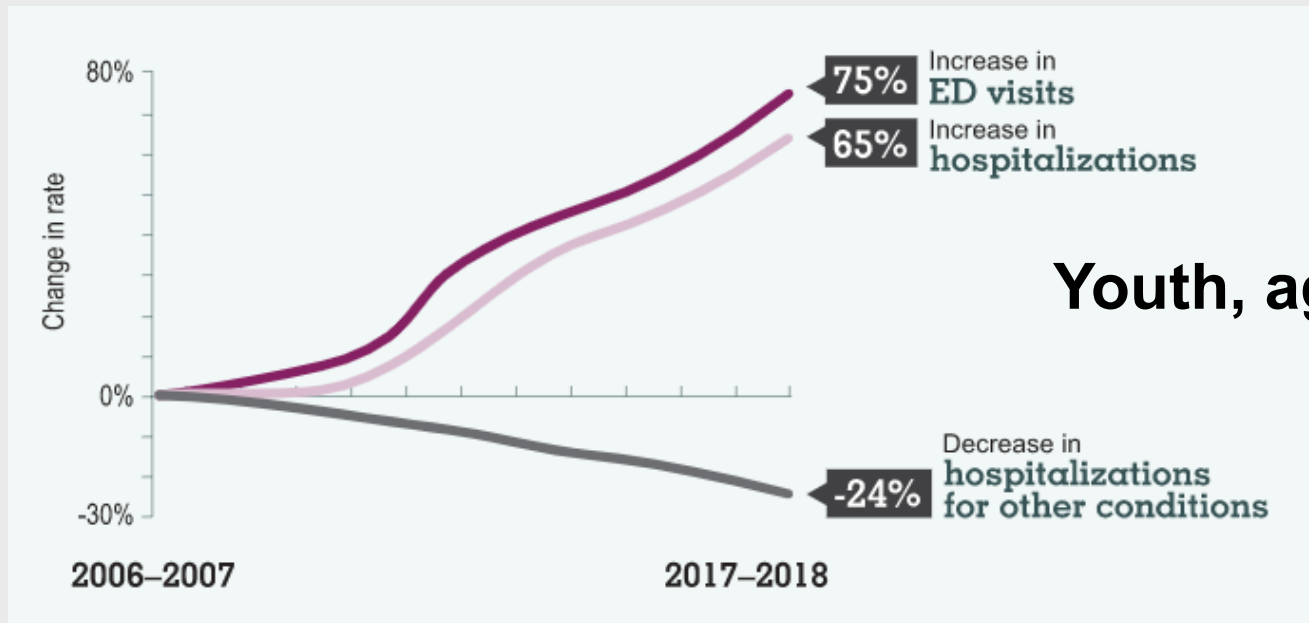
➤ Annual prevalence 1:5



➤ Life-time prevalence nearly 1:3 (1:2 per CDC in US)



➤ Need among youth is increasing



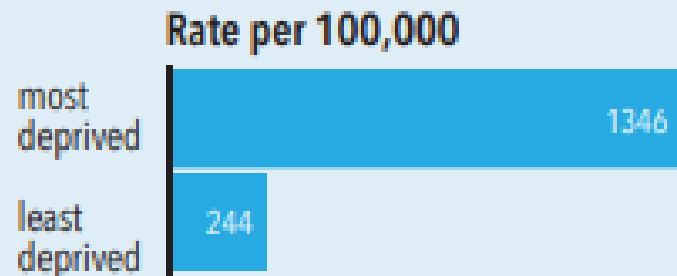
➤ Less than half receive care

Social Determinants Affect Mental Health

Mental illness
hospitalization is

5.5X HIGHER

among Canadians living in the **most materially and socially deprived areas** than among Canadians living in the least materially and socially deprived areas.*



Public Health Agency of Canada. *Pan-Canadian Health Inequalities Reporting Initiative*. 2019.



Psychiatrists per Capita



Psychiatry

Total number & number/100,000 population by province, 2018

Province/Territory	Physicians	Phys/100k pop'n
Newfoundland/Labrador	61	11.6
Prince Edward Island	9	5.9
Nova Scotia	143	14.9
New Brunswick	51	6.7
Quebec	1171	13.9
Ontario	1962	13.7
Manitoba	178	13.2
Saskatchewan	87	7.4
Alberta	449	10.4
British Columbia	751	15.5
Territories	2	1.6
CANADA	4864	13.2

Source: 2018 CMA Masterfile

USA 16 psychiatrists/100K population

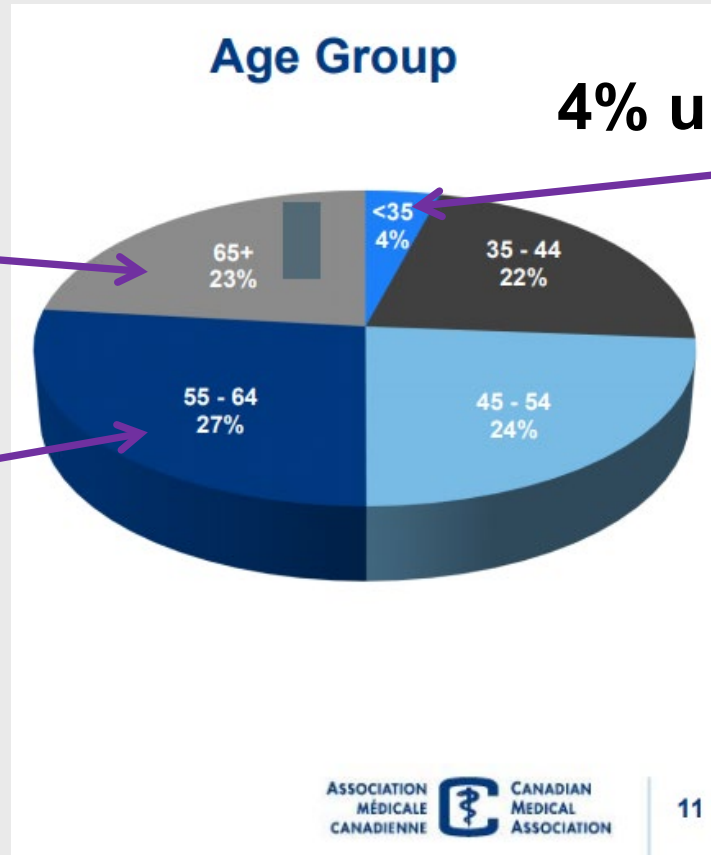


Canada's psychiatrists are aging

$\frac{1}{4}$ > 65 years old

$\frac{1}{4}$ 55-64 years old

4% under age 35



Faculty have many responsibilities



Psychiatry

Hours worked per week (excluding on-call), 2017

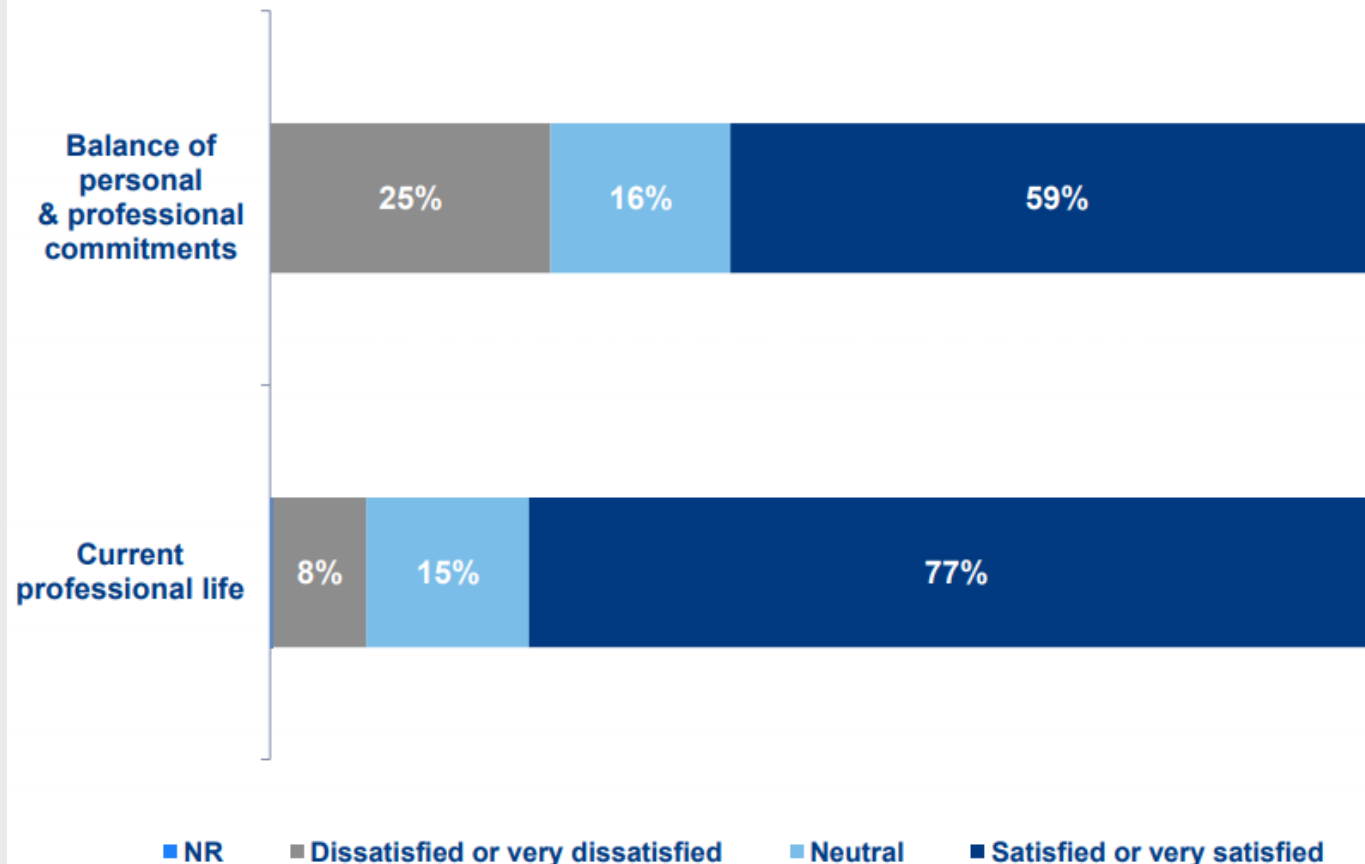
Activity	Hours worked per week
Direct patient care without teaching component	22.6
Direct patient care with teaching component	5.9
Teaching without patient care	1.5
Indirect patient care	7.0
Health facility committees	0.8
Administration	2.0
Research	0.9
Managing practice	1.4
Continued professional development	2.3
Other	0.8
TOTAL HOURS PER WEEK	45.3

25% of psychiatrists are dissatisfied with work-life balance



Psychiatry

Professional & work-life balance satisfaction, 2017



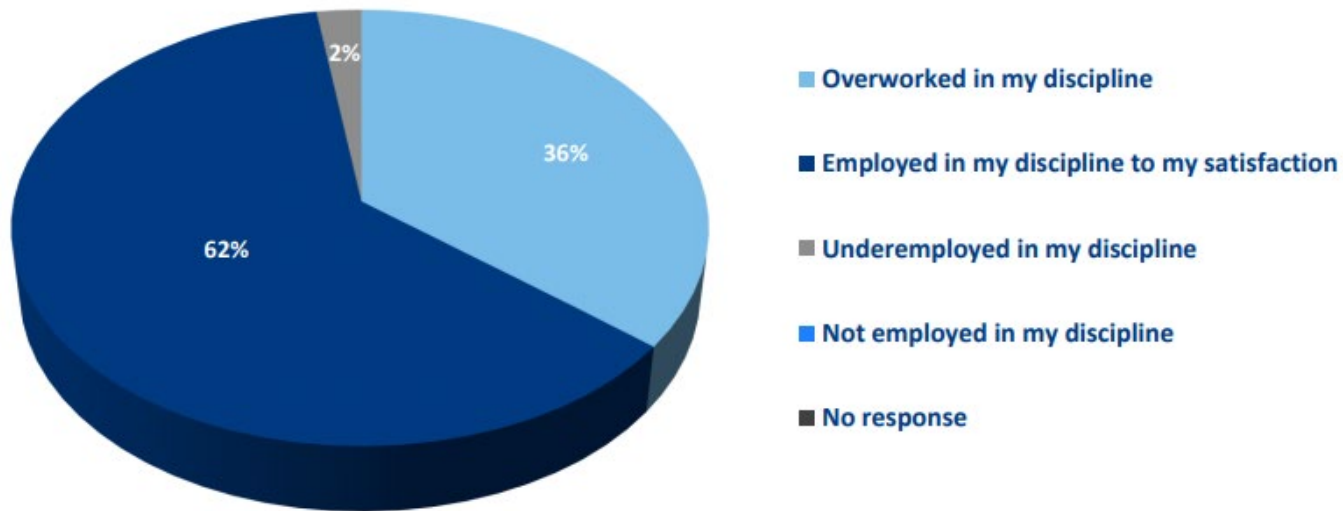
Source: 2017 CMA Workforce Survey. Canadian Medical Association

36% Psychiatrists feel overworked



Psychiatry

Employment situation, 2017

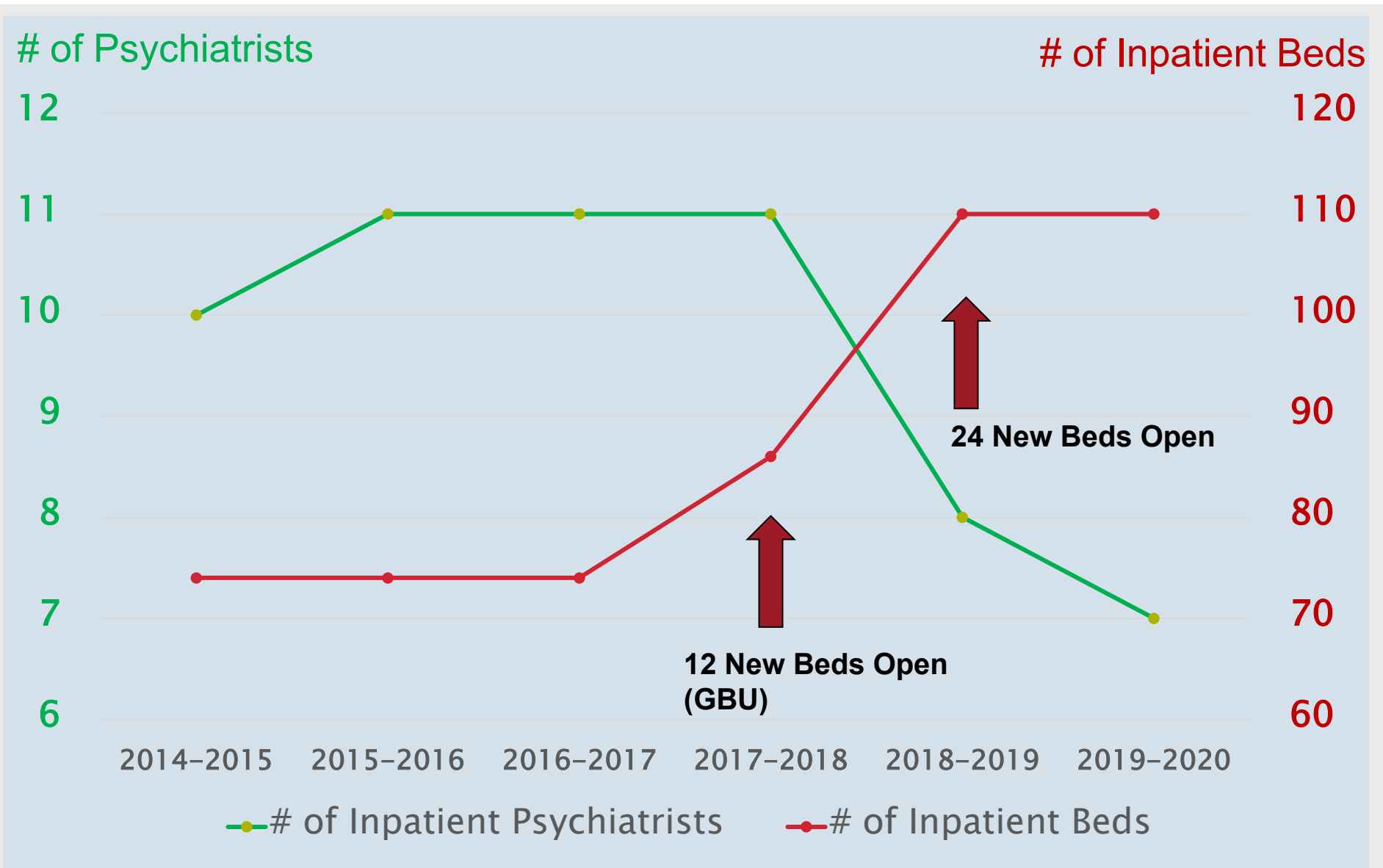


30% Increase in ED Visits in 3 Years

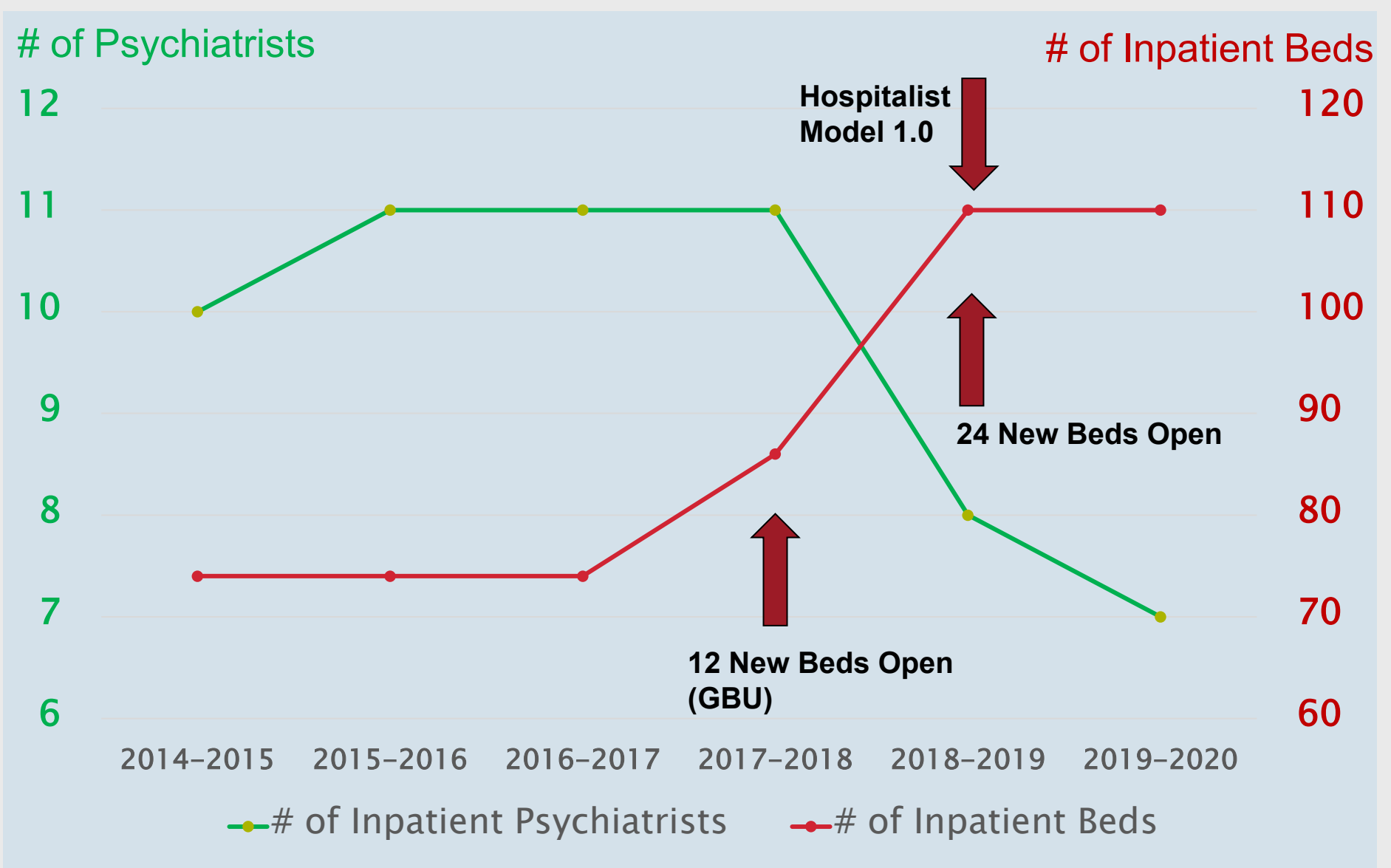
	Reporting Yr	LHSC	Other Hospitals with Mental Health Beds			
			Niagara Health Systems (54558)	William Osler (54682)	Windsor Regional (54776)	St. Joseph's Toronto (54859)
ED Visits Mental Health Related	FY 15/16	9,499	10,795	9,195	7,303	7,649
	FY 16/17	11,433	11,648	10,016	8,175	8,053
	FY 17/18	11,658	11,883	11,025	8,929	7,892
	FY 18/19	12,329	11,565	11,550	10,353	7,662
	% Increase in 3yrs	30%	7%	26%	42%	0%

- 47% increase in previous 5 years
- 200% increase in people presenting with acute intoxication over past two years

Mismatch Between # of Beds & Psychiatrists



Mismatch Between # of Beds & Psychiatrists




The Hospitalist Model 1.0



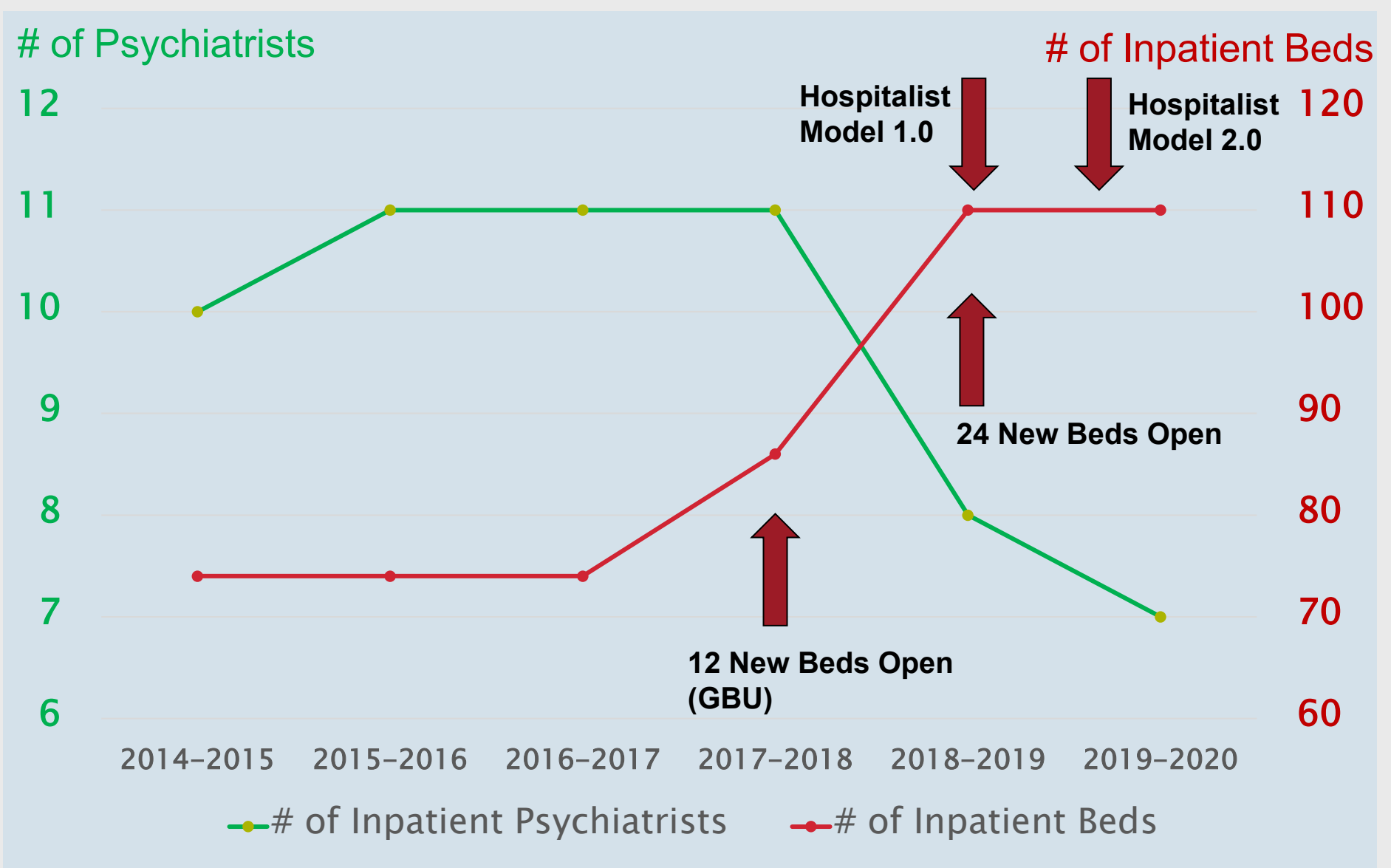
The Hospitalist Model 1.0

- **Criteria for Transfer of Patients:**
 - Less Acutely Ill
 - Alternative Level of Care (ALC) Patients
- **Impact not Felt (1–6 patients)**
 - Extensive Support/Consultation Needed
 - Bounceback to Psychiatrists
 - Psychiatrists Left with More Complicated Cases

Burnout & Back to the Drawing Board



Mismatch Between # of Beds & Psychiatrists



The Hospitalist Model 2.0

- Entered conversations with our hospitalist partners
- MRP Status
- Criteria for Patient Assignment
- Psychiatrist Consultation/Support
- Hospitalists' Need to Maintain Skills

Model 2.0 – More patients served

	Duration of Time	Total Patients in Time Frame with Hospitalists as MRP	# of Pt's Each Day w Hospitalists as MRP
Hospitalist Model 1.0	One Year	49	1 to 6
Hospitalist Model 2.0	Four Months	58	20 to 24

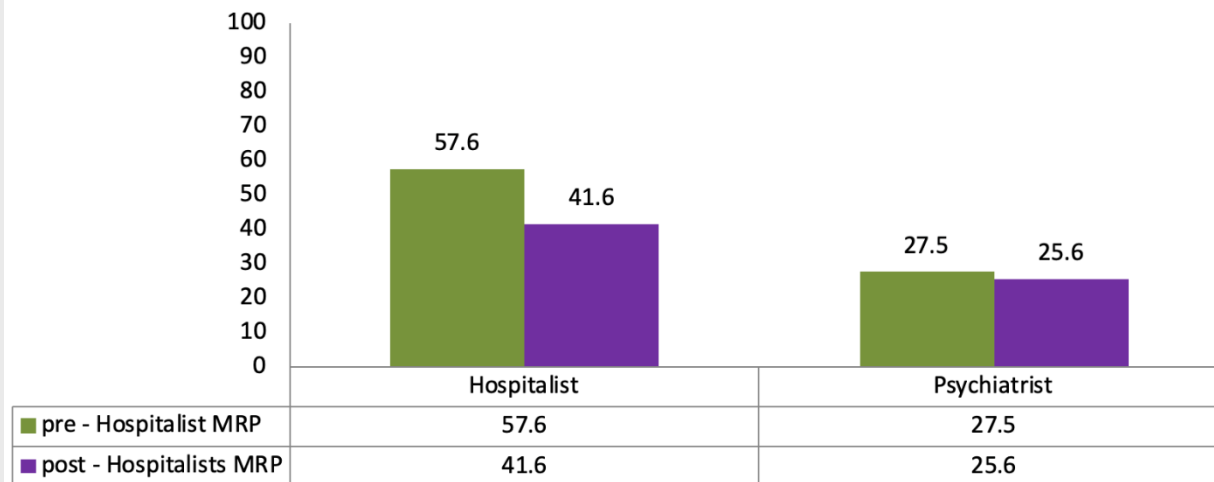
Future outcome measures

- Physician Wellness/Job Satisfaction
- Length of Stay Data
- Frequency of Psychiatric Consultation
- One & six-month readmission rates
- Among other variables...

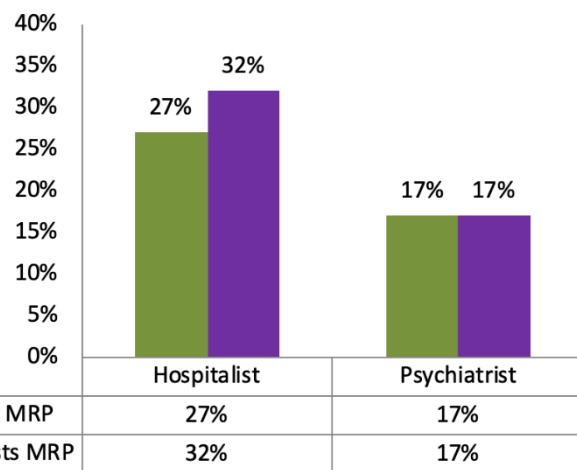


Preliminary Results

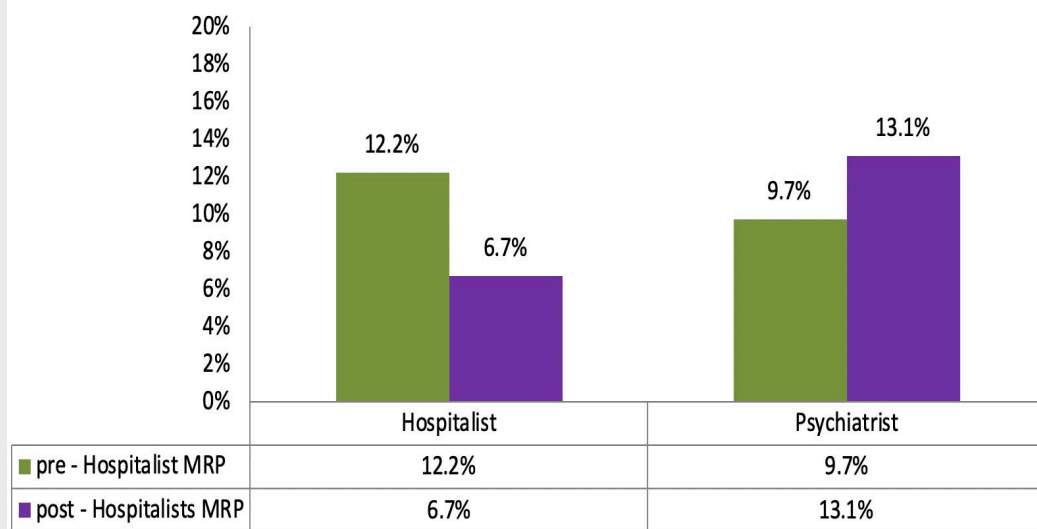
MH ALOS (Average Length of Stay) in Days



MH Patients > 60 yrs old

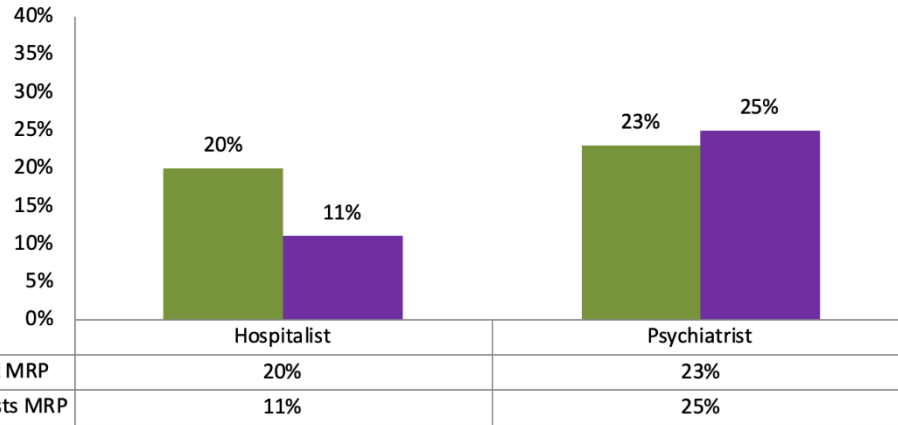


30 Day Readmission Rate

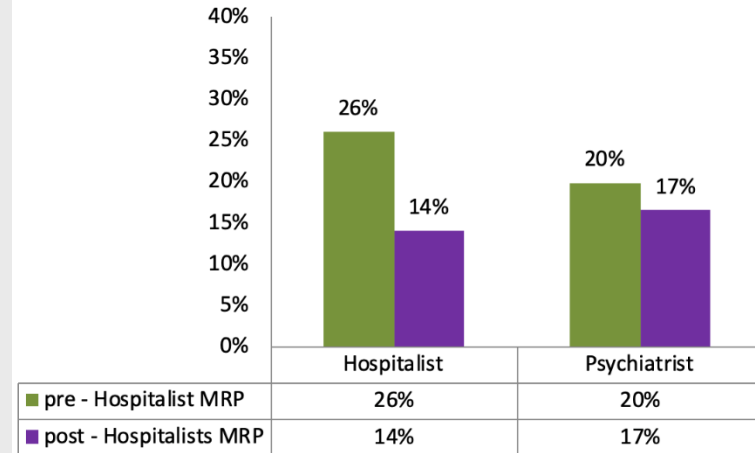


Patient Diagnoses Driving Results??

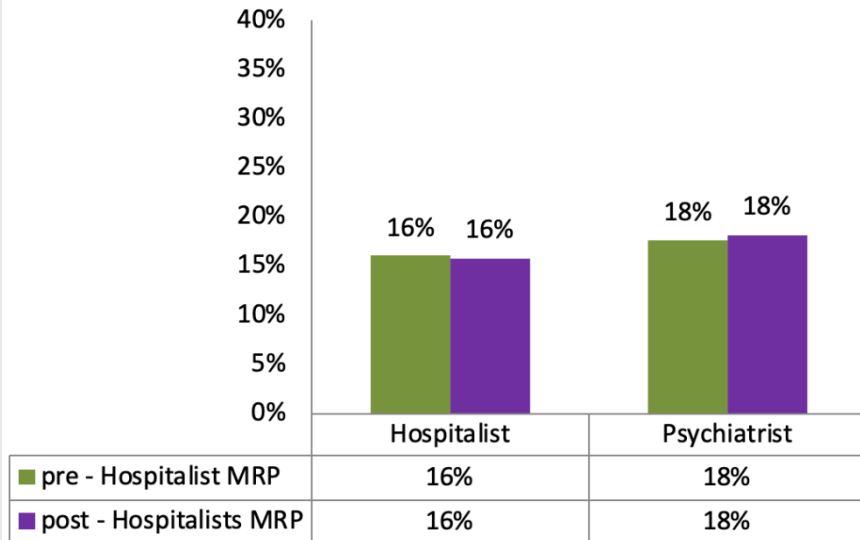
% MH Patients with Dx Schizophrenia



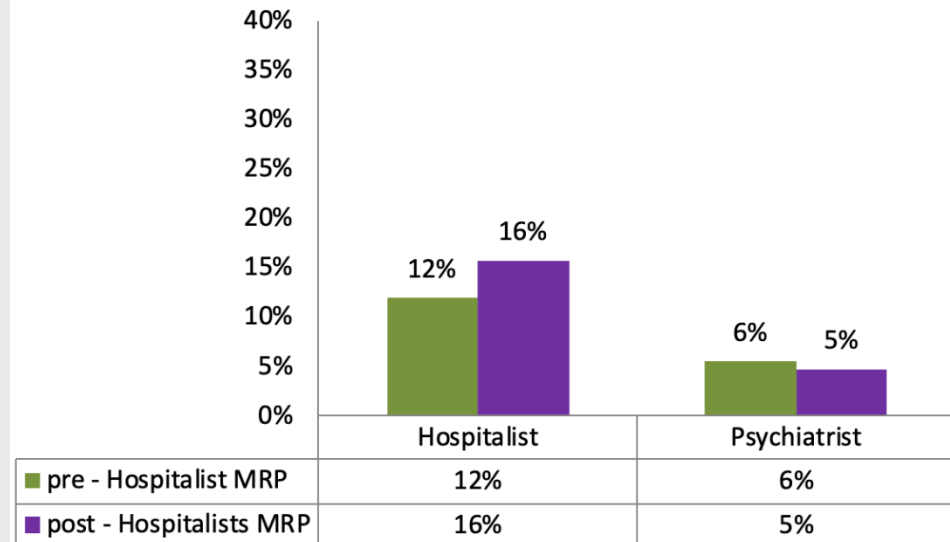
% MH Patients with Dx Depression



% MH Patients with Dx Substance Use



% MH Patients with Dx Neurocognitive Disorders



Continued Challenges

- Aging Psychiatrists
- Mounting volume pressures
- Challenges at academic medical centres

Hospitalist Model 3.0??

- Hospitalists concerns around complexity of cases
- Case Conferences
- More formalized consultations
- Hospitalists focused on Mental Health Primarily??

Conclusions

- A successful example of crisis mitigation
- Allowing our hospital to focus on other issues
- Requires continuous quality improvement approach



London Health Sciences Centre



questions?



Western
UNIVERSITY • CANADA

References

- Ontario Needs Psychiatrists – *A Report from the Coalition of Ontario Psychiatrists*. August 2018
- Twenge J., Joiner T., Duffy M., Cooper A., Binau S. *Age, Period, and Cohort Trends in Mood Disorder Indicators and Suicide– Related Outcomes in a Nationally Representative Dataset, 2005–2017*. Journal of Abnormal Psychology. Vol. 128, No. 3, 185–199
- Public Health Agency of Canada. *Pan–Canadian Health Inequalities Reporting Initiative*. 2019.
- Stock Photos – Pexels.com & Unsplash.com